

4.3.95

CIAO PATRIZIA,

HERE ARE THE INSTALLATION INSTRUCTIONS FOR LEHLA.
IF YOU COULD PLEASE TRANSLATE THEM FOR HER
I WOULD BE VERY GRATEFUL.

~~THEY~~ I TRIED TO MAKE THEM AS SIMPLE
AS POSSIBLE BUT I'M SURE THERE WILL
BE SOME CONFUSION. GOOD LUCK.

ALSO PLEASE TELL LEHLA THAT THE CRATE BUILDER
CHARGED ME \$150.00. IF SHE COULD REIMBURSE
ME AS SOON AS POSSIBLE I WOULD APPRECIATE IT.
THERE ARE SOME CATALOGUES IN THE CRATE FOR YOU
AND I'LL BE SENDING YOU SOME SLIDES SOON

AGAIN THANKS
FOR EVERYTHING,
MARY

CIAO LEHLA, I HOPE THIS INFORMATION IS CLEAR. GOOD LUCK.

- CRATE CONTENTS:
- 1) 2 CURTAINS 60" X 65" APPROX.
 - 2) 2 BOTTOM EXTENSIONS 60" X 24" APPROX.
 - 3) EXTRA WIRE (IN ENVELOPE ON SIDE OF CRATE)

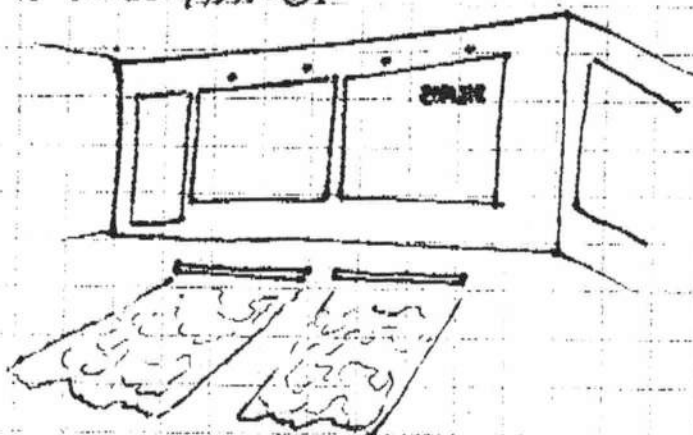
INSTALLATION INSTRUCTIONS:

PREPARE GALLERY FLOOR:

THE CURTAINS HAVE RUST (OXIDATION) ON THEM SO YOU MUST PROTECT THE FLOOR WITH PLASTIC OR CLOTH.

WHERE TO LAY OUT THE CURTAINS:

PUT THE CURTAINS ON FLOOR WITH THE TOP UNDERNEATH THE WINDOW WHERE IT WILL HANG.



CONNECTING THE BOTTOM EXTENSIONS TO TOP CURTAINS

(I HOPE THAT THE BOTTOM SECTIONS WILL FIT ON EITHER TOP SECTION)

- A) LAY TOP SECTION OF CURTAIN ON FLOOR WITH TOP END UNDER WINDOW.
- B) LAY BOTTOM SECTION INTO ~~CRATE~~ POSITION AT BOTTOM OF CURTAIN AND ADJUST PIECES SO THAT YOU CAN USE THE WIRE LINKS TO CONNECT THE TWO SECTIONS.

NOTICE: THERE IS A "FRONT" AND A "BACK" SIDE TO THE CURTAIN PIECES. ON ONE SIDE OF THE STEEL THERE IS A "BUMP" OR "RIDGE" AROUND THE EDGE OF EACH PIECE. THE OTHER SIDE IS SMOOTH.

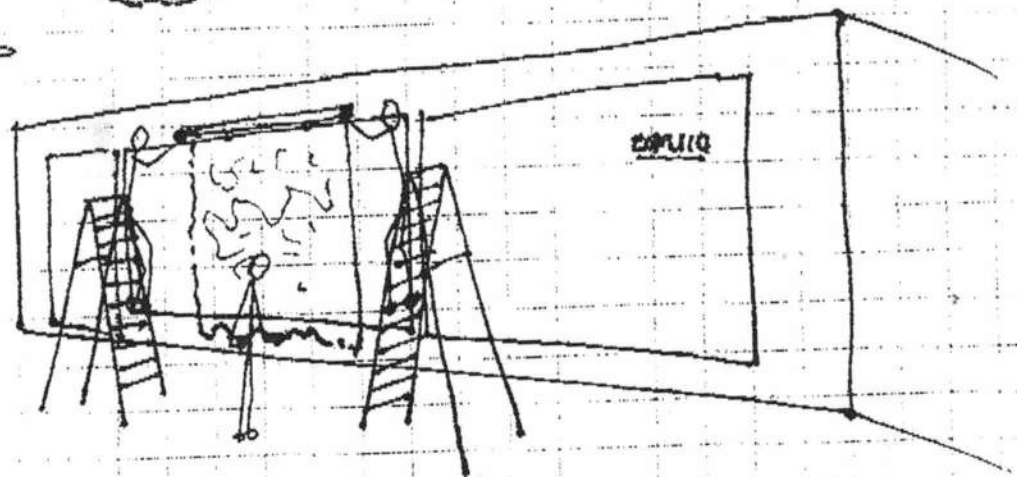
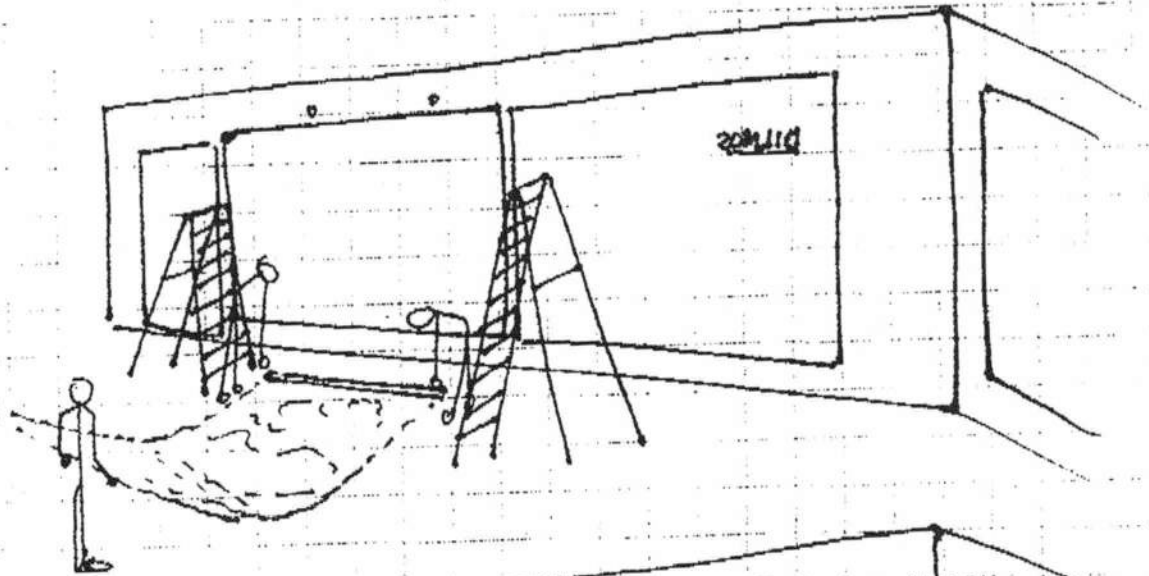
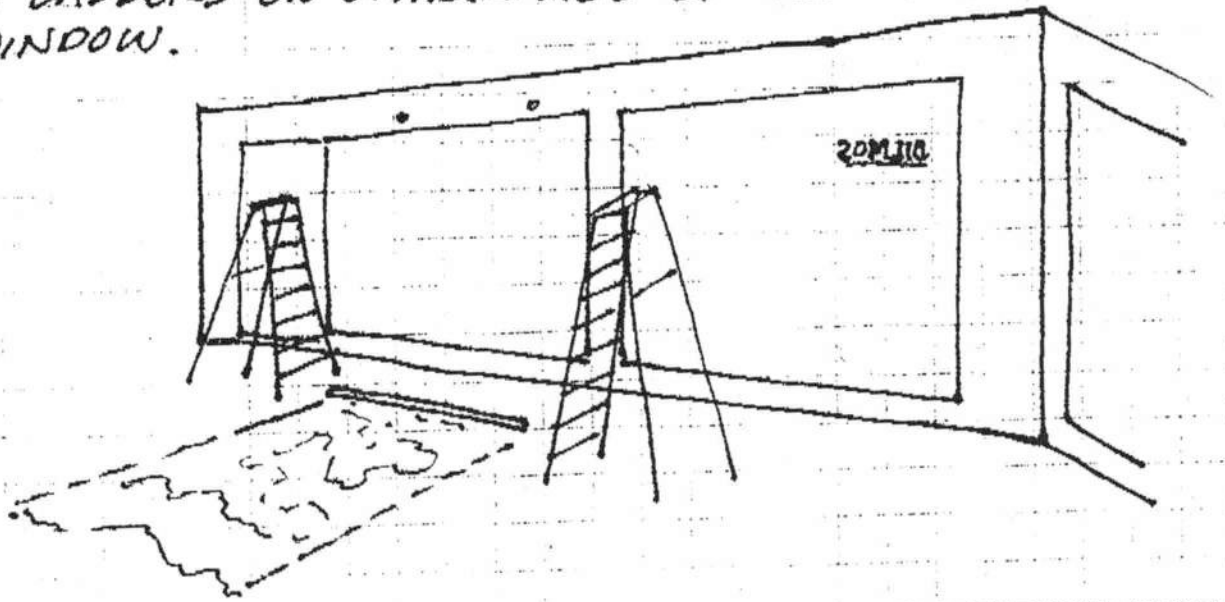
WIRE LINKS:

MOST OF THE WIRE LINKS SHOULD BE THE CORRECT SIZE BUT YOU CAN ADJUST THEM OR REPLACE THEM EVEN AFTER YOU HANG THE CURTAINS.

5. HANGING THE CURTAINS: YOU WILL NEED 3 PEOPLE

A) PUT TWO NAILS OR SCREWS IN WALL TO HOOK CURTAIN "ROD" ON.

B) PUT TWO LADDERS ON EITHER SIDE OF TOP OF CURTAIN NEAR WINDOW.



6. AFTER HANGING CURTAINS CHECKS ALL WIRE LINKS AND ADJUST THEM WHERE NEEDED

GOES WELL. SEND ME PHOTOS. TALK TO YOU SOON. MARY

CLAUD

VIAFARINI

5.12.95

01139266804473

HELLO PATRIZIA & LELLE,

CAN YOU TELL ME HOW THE EXHIBITION IS GOING? IS ANYONE INTERESTED IN BUYING THE CURTAINS? IS THE PRICE TOO HIGH OR LOW?

ALSO CAN YOU TELL ME WHAT MAGAZINES WILL WRITE ABOUT THE SHOW ~~AND~~ AND WHEN SO I CAN BUY SOME COPIES HERE.

AND COULD YOU PLEASE SEND ME THE NEGATIVES OF THE PHOTOS THAT MARIO TOOK? MAYBE YOU NEED THEM FOR THE GALLERY BUT IF YOU DON'T I WOULD LIKE THEM.

ONE MORE THING, I NEED TO PAY THE MAN WHO HELPED ME BUILD THE GRATE FOR THE CURTAINS IT IS GETTING LATE. AS I SAID BEFORE IT IS \$150.00 (ONE HUNDRED AND FIFTY DOLLARS)

HOPE YOU ARE BOTH WELL AND HAPPY,

MARY



VIA FARINI

Via Farini 35 20159 Milano
Tel. 02 66804473/69001524
Fax 02 66804473

Associazione per la promozione
della ricerca artistica

fax

Numero di fogli con questo

da

a

note

Dear Mary,

How are you? Better? I really hope.

This is to say hello to you and to confirm that your curtains for Nilmos exhibition had a wonderful success! Everybody appreciated, magazines are going to publish and Lella was even asked in order to buy them. She will talk with you about this. Please find enclosed a first publication about viafarini, on MODO APRIL '95. We will keep in touch soon. Petite

P.S. Did Lella had my envelope?

RHONA HOFFMAN GALLERY

325 West Huron Street
Suite 207
Chicago, Illinois 60610

FAX COVER SHEET

**If fax is unclear, please call (312) 951-8828
Our return fax number is: (312) 951-5274**

DATE:
June 20, 1995

TO:
Patrizia
Dilmos
c/o Visfarini

FAX:
39.2.6680.4473

FROM:
Judy Brauer

MESSAGE:
Hello Patrizia - Mary Brogger sends her regards and asks how the showing is going. She would like to know when she will receive the check for the crate.

Sincerely,

Judy Brauer



RHONA HOFFMAN GALLERY

325 West Huron Street
Suite 207
Chicago, Illinois 60610

FAX COVER SHEET

If fax is unclear, please call (312) 951-8828
Our return fax number is: (312) 951-5274
July 26, 1995

← FAX
BACK

viafarini Gallery

Greeting Patricia from Mary Brogger,

Mary has asked us to fax you for the following information:

1. The fax number for Dilmos Gallery and
2. Mary is updating her bio and needs to know specific dates and authors of articles published besides the one in Casa Vogue.

Thank you.

Done

Numero di fogli con questo

da

a MARY BROGGER

note

- Fax number of DILMOS is : (2) 29002350

- ARTICLES:

- CASA VOGUE - LAURA MAGGI
- MODO APRILE '95 NO AUTHOR
- JULIET GIUGNO '95 LORELLA GIUDICI
- MODO JULY '95 NO AUTHOR (CURTAISIS).

DILMOS will send all the press release
in september-october.

Triziq

INTERNI ANNUAL

Nome VIA FARINI
Indirizzo VIA FARINI 35
Città MILANO 20159
Tel. _____

Milano 02/06/83

CASA

CUCINA



TESSUTI

LUCE

UFFICIO

BAGNO

RICEVIAMO

Prezzo concordato e condizioni: _____

(in caso di utilizzo delle fotografie, tale uso si intende per le riviste della nostra divisione periodici, nonché per relativi nostri eventuali derivati: libri, quaderni, ecc.).

CONSEGNIAMO

RESTITUIAMO **NON UTILIZZATO**

Soggetto / Produzione

DIAPOSITIVA (Mary Brogger Installation
Vien - Untitled
Curtains)

n. 1 dia formato 2,4x3,6
n. dia formato
n. dia formato
n. b/n

Cordiali saluti.

RIVISTA
INTERNI ANNUAL

Firma per ricevuta

Elemond Periodici srl

Una Società del Gruppo
Elemond Editori Associati

via Trentacoste, 7
20134 Milano
telefono 02-215631
telefax 02-26410847
telex eleper 350523 I

Capitale sociale
L. 3.000.000.000
Registro Società Milano
293268, volume 7446
fascicolo 18
C.C.I.A.A. 1308857
Partita IVA 09670970152